

The GRACO QUANTM™ electric operated diaphragm pump combine all of the benefits of a traditional air operated diaphragm pump like self-priming, stalling under pressure and increased diaphragm life with the benefits of an electric pump like energy cost savings, reduced pulsation and increased pump control.

- Up to 80% more efficient than an air operated diaphragm pump
- The first electric diaphragm pump on the market that will stall under pressure (Dead-Head operation)
- Built-in control
- I/O for remote operation (4-20mA)
- Reduce pulsation without the addition of pulsation dampeners
- Mobile cart options available for easy and quick movement
- Can run dry
- Self-priming (no need to fill the pump to operate)
- Able to achieve flow rates up to 114 lpm
- Patent pending technology allows pump to stall under pressure preventing pump failures from clogged lines or closed valves
- Energy efficient Flux-core drive reduces energy consumption up to 8x compared to traditional air operated diaphragm pumps

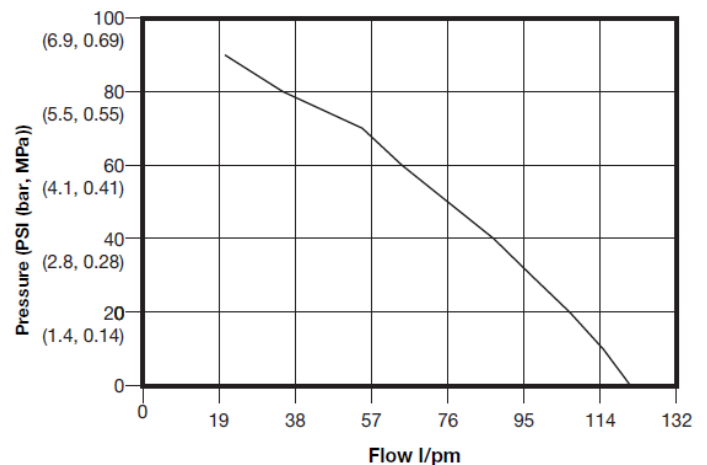
Technical Specifications (Pump)

Material of Construction	Aluminium
Connection Size	1 in (25.4 mm)
Fluid Inlet and outlet Size	BSPT
Motor	AC
Power	230V
Maximum Flow Rate	114 lpm
Maximum Discharge Pressure	6.9 bar
Center Section	Aluminium
Pump Weight	28,1 kg
Maximum Solids	3.2 mm
Maximum suction lift*	Wet: 8.8 m; Dry: 4.9 m
Seats	Santoprene
Ambient air temperature range for operation	-20 °C to 40 °C
Balls	Santoprene
Diaphragm	Santoprene
Configuration	End-port
Maximum Fluid Operating Temperature	82 °C
Hazardous location approved	ATEX available on request

Technical Specifications (Motor)

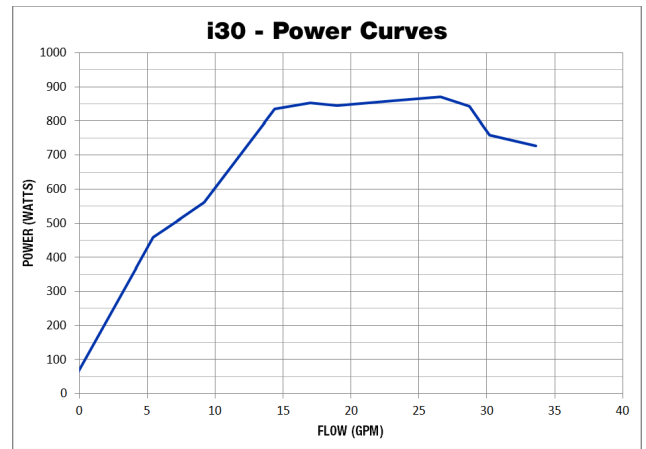
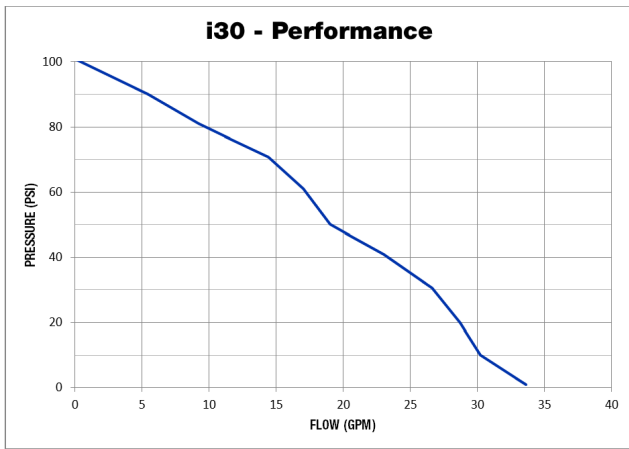
Type	Flux-Core drive
Speed	50Hz / 60 Hz
Voltage	1-ph 230V
Maximum Amperage Load	10 A (230V)
IP Rating	IP66
Control	Local + Remote (4-20mA)

Performance Chart



Performance may vary based on pump materials, suction condition, discharge pressure, and fluid type.

SPE-Q-i30 Model Dimensions, Performance & Power



ALUMINUM

DIM REF.	IN	CM
A	14.70	37.34
B	7.35	18.67
C	13.25	33.66
D	4.57	11.61
E	15.94	40.49
F	14.44	36.68
G	1.76	4.47
H	3.70	9.40
J	5.00	12.70
K	5.50	13.97

WEIGHT	
62 lb	28.1 kg

STAINLESS STEEL & HASTELLOY

DIM REF.	IN	CM
A	13.90	35.31
B	6.58	16.71
C	13.25	33.66
D	4.57	11.61
E	13.70	64.80
F	12.90	32.77
G	1.10	2.79
H	2.20	5.59
J	5.00	12.70
K	5.50	13.97

WEIGHT	
79 lb	35.8 kg

POLYPROPYLENE, CONDUCTIVE POLYPROPYLENE & PVDF

DIM REF.	IN	CM
A	15.20	38.61
B	8.00	20.32
C	13.25	33.66
D	4.57	11.61
E	17.80	45.21
F	15.70	39.88
G	2.50	6.35
H	4.69	11.91
J	5.00	12.70
K	10.42	26.47

WEIGHT	
PP, CP	61 lb / 27.7 kg
PV	67 lb / 30.4 kg

